My Visit to the San Diego Children's Discovery Museum

This is a book about the San Diego Children's Discovery Museum. It will tell me all about what I can do and see at the museum.

The San Diego Children's Discovery Museum is a place where I can learn, play and explore. There is a lot to do at the museum, and I might not get to do everything, but I can come back another day. I might like some things better than other activities. That is ok. If I am not having fun with what I am doing, I can move onto something new or go back to something I know I like.

Arriving at the Museum

When I get inside the museum, I may have to wait in line to check in. It is important that I wait patiently and stay calm in line. Staying calm will make it easier for everyone to get into the museum's main area.

After my adult checks me in, I need to go past the gate to play. I need to open the gate carefully or have an adult do it for me. I need to make sure that I have shoes on before playing and keep my shoes on while I am at the museum.

When I am inside the gate I can choose something to play with. The museum has many different exhibits I can play with. An exhibit is a part of the museum that I can play with. Each exhibit has it's own name, and I can do something different at each one.

Adults

When I'm inside the museum, I should be where my adult can see me at all times. If I need a place to take a break or calm down, I need to tell my adult so they can take me to one of the quiet spots.

If I have a question about the museum or get separated from my adult, I can go to the front desk where we checked in. People who work at the museum can help me. They wear name tags and have different shirts with the museum's logo on them. It is ok to ask for help from an adult.

San Diego Children's Discovery Museum

Sharing

There are a lot of fun things to do at the museum and I will have to share with other children. Another boy or girl may be playing with or touching something I want. I might have to wait my turn to do something I want to do.

After I have played with something for awhile, I need to see if there is anyone else who wants to play with it and let them have their turn.

Bathrooms



If I need to go to the bathroom, I should ask my adult to take me. The bathroom is outside of the big room.

There is a hand dryer that may make noise and the toilets make a flushing sound but I will be ok.

There is a stool I can use to get to the sink. The soap might be sticky at first, but I can wash it off in the sink. There are paper towels next to the sink I can use to dry my hands.

Quiet Spaces

If I need to take a break from playing, I can go to the **Indoor Classroom**, the **Book Nook** or the **Welcome Garden**.

Before I take a break I need to let my adult know I am going to stop playing and that I want to go to a quiet space. If a quiet space is crowded, I can try another one and take a few minutes to relax. All these areas can be quiet and safe places for me to calm down in.

The Big Room

When I first walk into the museum, I will see a big room with a lot of fun different things to do.

There might be a lot of other visitors playing and it may be loud. There are a lot of different colors and sounds, and it's ok for me to take a break. There are quiet spaces in the Book Nook, Welcome Garden in the front and in the Classrooms for me to calm down.

Exhibits

There are a lot of different exhibits at the museum and in the big room. Exhibits are the different areas and activities that I can play with. I have to remember to share the exhibits with other boys and girls and be gentle with each activity. Sometimes, some of the exhibits may be closed for maintenance. I will be ok because there are many other exhibits I can play with.

The Global Village and Marketplace

In the Children's Global Village and Marketplace, I can explore a new culture in a pretend store and play house. In the market I can play with plastic foods. I can put food in my basket, weigh it on the scale or pretend to buy it. If someone else has a toy that I want, I have to wait until they put it down and walk away.

In the house I can pretend to cook a meal and eat it. I can wash my food, put it in the fridge or share it with someone else. I can also dress up in the costumes across from the playhouse. If someone has a costume I want to wear, I need to wait my turn until they are done with it.

Book Nook

I can read different books by myself or with an adult in the Book Nook. I need to take good care of the books and treat them gently. I need to be careful turning pages so the books do not bend or rip. The Book Nook is a quiet space that I can use to take a break or calm down.

The Wind Tunnel

The Wind Tunnel is a fun machine that I can play with to learn more about how wind works. The wind tunnel makes an electric noise and if it is too loud for me, it is ok and I don't have to play with it.

I can use the cloth squares next to it and see how high they go when I put them in the wind. The fabric is bright and colorful and feels soft and light. I can only use the fabric squares in the wind tunnel so nothing else gets stuck.

Magnetic Ball Wall

The Magnetic Ball Wall is a magnetic wall with tubes that I can move to roll balls down to watch gravity work. The tubes are magnets that I can pull off to move. They make noise when I move them, but it is not loud.

If I want to make a ball roll all the way down, then I need to move the tubes so the ball rolls.

Magnification Station

I can use the electronic microscope to make small things look bigger. I can look at rocks, fossils and plants with the Microscope. Things can look different when they are closer, so I might be surprised by what I see.

There are also magnifying glasses that I can use on the other side of the microscope that will let me see items up close. If someone else is using the microscope or magnifying glasses, I need to wait until they are done with them for my turn.

Building Activities

There are tables with blocks that I can stack and build with. If the blocks fall they might make a crashing sound, but I will be ok. If the table is too crowded I may have to wait until someone else leaves. When I am playing with the blocks, I have to make sure that I am leaving other visitor's structures alone and not taking blocks from other kids.

Some building blocks snap together, so I have to make sure to push gently but firmly until they connect.

Discovery Sailboat



I can play on the big boat and explore around it. I have to be careful going up and coming down the stairs. I should use the handrail to help me be safe so I don't slip or fall.

I can go into the Captain's Quarters and see maps and sailing props. There is a light, but it may be a little darker under the boat. I can also slide down the front of the boat. I can go at my own speed and I can take the steps back down if I don't want to slide. It may get crowded or loud on the boat, and it is ok to take a break with my adult.

Our Town: Careers & Community

In Our Town, I can dress up in different costumes, play with puppets and perform with instruments. I can play with instruments like the maracas, the drums, bongos and the tambourine. The instruments may get loud, and if it gets too loud it is ok to walk away and take a quick break.

If someone has a costume or instrument that I want to use, I need to wait until they are done with it to use it.

Outside

Another part of the museum is the outdoor garden and classroom. The outdoor area is open air and so it might not be as loud as inside the building. It can feel hot or cold depending on the weather. I need to make sure my adult comes outside with me if I want to go outside.

If I go outside, I need to make sure I don't take anything from the inside with me. When I go back inside, I have to leave everything from the outside out there. There are a lot of fun exhibits and activities outside that I can play with.

Bubble Table

I can make bubbles by dipping the big bubble wands in the bubble solution. I can touch the bubbles, but the bubbles will not taste good. I need to keep my fingers out of my mouth after touching the bubbles. I might have to wait my turn to use a bubble wand.

Water Table

I can watch water flow from the top of a mountain and learn about watershed. I can build with blocks and play with the water. The water might be cold and it will make a small sound of rushing water, but it is ok to play in. I may get wet playing in the water, so I should not splash.

It might be crowded around the water table, so I should wait until there is enough room and enough blocks to play with. If I get wet I can dry off with paper towels in the bathroom or in the sun.



Chicken Coop

There are chickens that I can visit in their coop. The chickens make noises and might smell, but it is ok. I can look at the chickens in their coop, but I will not try to touch them when they are inside.

I can touch the chickens when staff members take them out of the coop for the Chicken Meet & Greet – daily at 11:30am and 2:30pm. I need to make sure to follow directions and get hand sanitizer before I pet the chickens.

Hobbit Hole

I can play in the green and brown hobbit hole house with wood furniture and objects inside. It is small and short inside and I should be careful when going inside. It can get crowded inside with more than one person, so I may need to wait until it is empty to go inside.

Base Camp

In Base Camp I can dig for dinosaur bones and artifacts in the sand. I can use the tools and brushes to find the buried items.

Even though it may be hard, I should be gentle with the tools and buried items. I may get dirty playing in this area, but it will be ok. I can wipe the sand off on my clothes and wash my hands in the bathroom.

Outdoor Classroom

The outdoor classroom sometimes has workshops going on where I can listen to different lessons and activities. When there are not any lessons, the outdoor classroom has shade and benches to sit on and relax or eat a snack. It is quiet and dim, it is somewhere I can take a break and calm down.

Outdoor Art Studio

Sometimes I can go into the Outdoor Art Studio to make crafts. I can get messy in the art studio with paint, clay, paper or markers. I should ask my adult before going into the art studio and working on a craft.

I can wash my hands in the sink in the art studio. I can also wear an apron so my clothes don't get dirty. If I spill or get something on my clothes, I will be ok. I can wash off in the sink or in the bathroom.

The Stage

On the stage outside I can play with large blue blocks and build with them. I may have to share the blocks and wait my turn to play with them. I also have to leave other boys and girl's buildings alone and make sure that I don't knock them over.

The Welcome Garden

If I need to calm down at all, I can ask my adult to take me to the **Welcome Garden** in the front of the museum. The Welcome Garden is quiet and in the shade, if it is empty it is a great place to take a break from playing and exploring. I can sit down, take slow, deep breaths, and look at flowers.

The Classrooms

Across from the main floor is the **Indoor Classroom**. Sometimes there are fun activities that I can do with other visitors. If the classroom is empty, I can use it as a quiet space to take a break. My adult can take me into the classroom to calm down or do art projects. I can do crafts in the classroom using paint, markers, glue, scissors and crayons. It is ok to get messy when you are making crafts in the classroom.

The Classroom is a quiet, low-lit place where I can relax and calm down. In the classroom, I can adjust the lighting. I can put on more lights if I need to see better or I can turn off some lights if it is too bright. It is important that I tell my adult if I'm going to the classroom and have them come with me.

Leaving the Museum

When I leave the museum I need to make sure I am with my adult. I have to make sure that I leave any toys that belong to the museum before I leave.

I have to open and go through the gate to leave. I need to remember to bring any crafts that I made home with me. I may have to wait for other visitors to leave first, but it will soon be our turn. I can say thank you and goodbye to the other adults who helped me have a fun day at the museum!

San Diego
Children's Discovery Museum